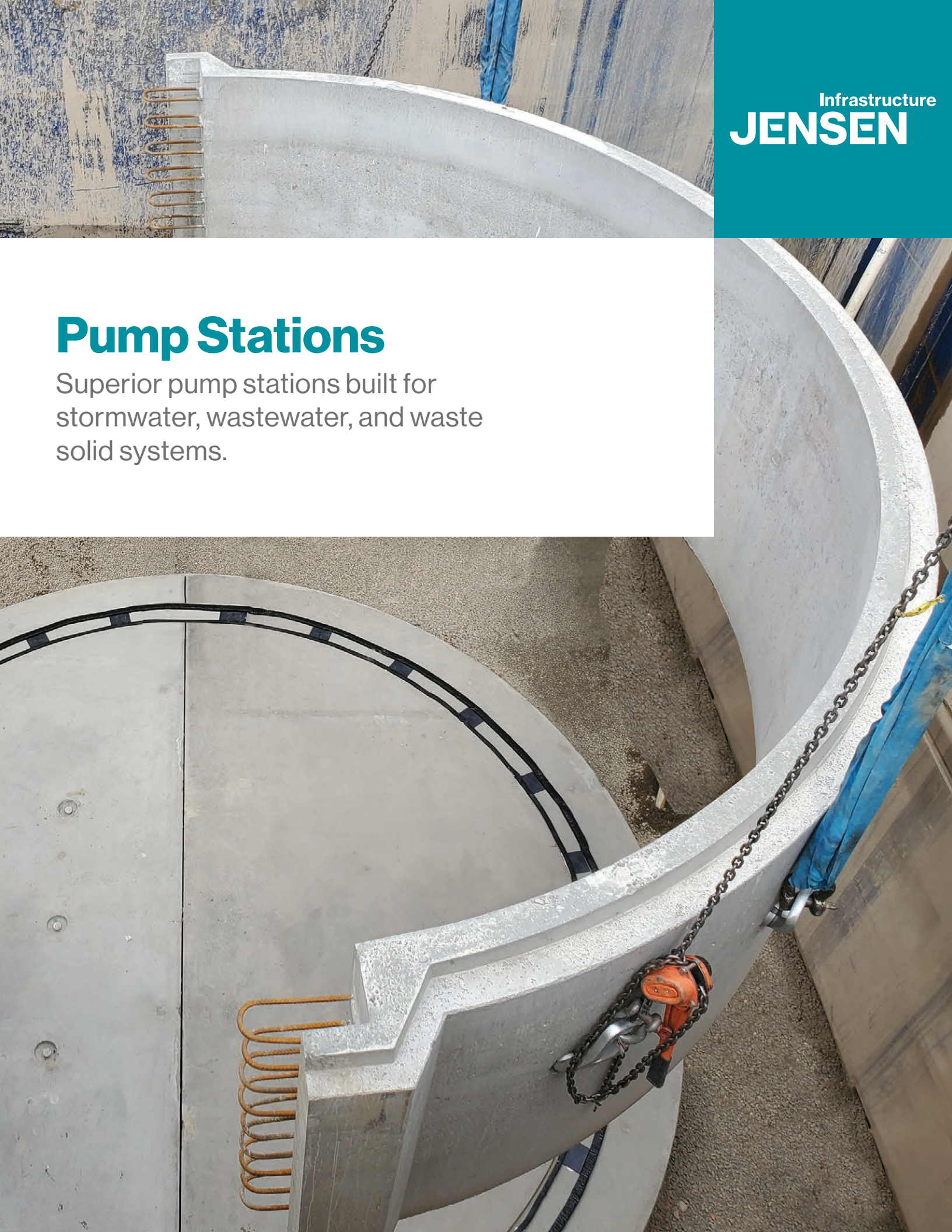


Pump Stations

Superior pump stations built for stormwater, wastewater, and waste solid systems.



From simple wastewater integrations to complex stormwater applications, our pump stations come with custom designs, dedicated project managers, and expert consultation and commissioning services. Jensen designs, engineers, manufactures, and delivers pump station components that work congruently with municipal, residential, commercial, and industrial systems. We have the experience and expertise to meet your project needs. Our pump station products are guaranteed with a full warranty.



Pump Stations

The Roman Empire famously tapped the force of gravity to move water from hillsides to city centers across aqueducts. Today we can leverage pump stations to do most of the heavy lifting and move water to wherever we want it to be.

Pump stations move stormwater, wastewater, and other media for America's infrastructure needs. Engineers and contractors rely on these products to integrate with projects large and small.

Here's what to look for when you want a pump station system without the complexities of matching disparate products from multiple vendors.




- ✓ **Does the company have strong expertise and experience in designing and manufacturing pump stations?** Are their designs proprietary or are they simply following another company's specifications? Choose a manufacturer that owns the process from beginning to end.
- ✓ **How much support do you need for your projects? How much time and how many resources are your projects costing?** Consistent products prepackaged as full solutions or customized to your job with expert support can cut your job costs.
- ✓ **Do you need a very small system or one that can handle 5,000 gallons of flow per minute?** Are you working with too many vendors to estimate your budgets accurately? Go with a vendor that provides it all in any size within your budget and deadline.
- ✓ **Is the work guaranteed?** Will you need to fix issues down the road? Avoid costly problems by working with a vendor that guarantees its products.



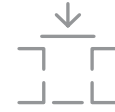

Design

Jensen designs agency approved pump stations in standard and custom configurations.



Manufacture

We manufacture precast concrete manholes in various locations for delivery to your jobsites.



Set in Place


Our fleet of boom and long haul trucks allow for fast delivery to your pump station structures project site and easy setting.



- Meet any specification with our team of engineers and project managers.
- Employ value engineer estimates to reign in expensive guesswork for the pump station portion of your projects.
- Leverage our comprehensive pump station bid documents to enhance contractor engagement with site specific operating and lifecycle cost comparisons.
- Secure a smooth approval process with a full submittal package complete with pumps, controls, valves, piping, precast concrete manholes, other components, and more.




- Boost your project success rate with our many years experience installing pump stations designed, engineered, and built to precision.
- Condense your job time with our preapproved authorizations for local agency requirements.
- Enhance your installation with our startup assistance, optional onsite supervision, and expert hands-on operations training.
- Obtain system review and support from project managers and engineering experts throughout entire process.
- Guarantee your pump station purchases with our full system warranty for lasting peace of mind.



- Advance your project faster with our complimentary custom design packages and system integration services.
- Access our engineering expertise from design to startup for your project requirements.
- Get detailed pump selection analyses, system curve calculations, 3D pump station layouts, and product specifications.

Applications



- ✓ High flow stormwater conveyance systems
- ✓ Rainwater harvesting systems
- ✓ Landscape, agricultural, and golf course pumping systems
- ✓ Supply of water to canals and drainage of low lying lands
- ✓ Headworks applications with augers and screening systems
- ✓ Wet pit and dry pit applications
- ✓ Large wastewater systems for big box stores, technology campuses, financial business parks, and other enterprises
- ✓ Small wastewater systems for offices, schools, hospitals, apartments, condominiums, jails, and other residential environments

Solutions

- ✓ High quality precast concrete provides lasting solution over other materials
- ✓ Watertight joints reduce exfiltration, and infiltration issues
- ✓ Elevation, curve, structure, and control design options provide solutions for space and location demands
- ✓ Contemporary designs reduce turbulence and protect against odor for dense population settings
- ✓ Remote monitoring enables faster reaction time to address issues
- ✓ Optional BioConcrete™, liners, and coatings to protect against corrosion

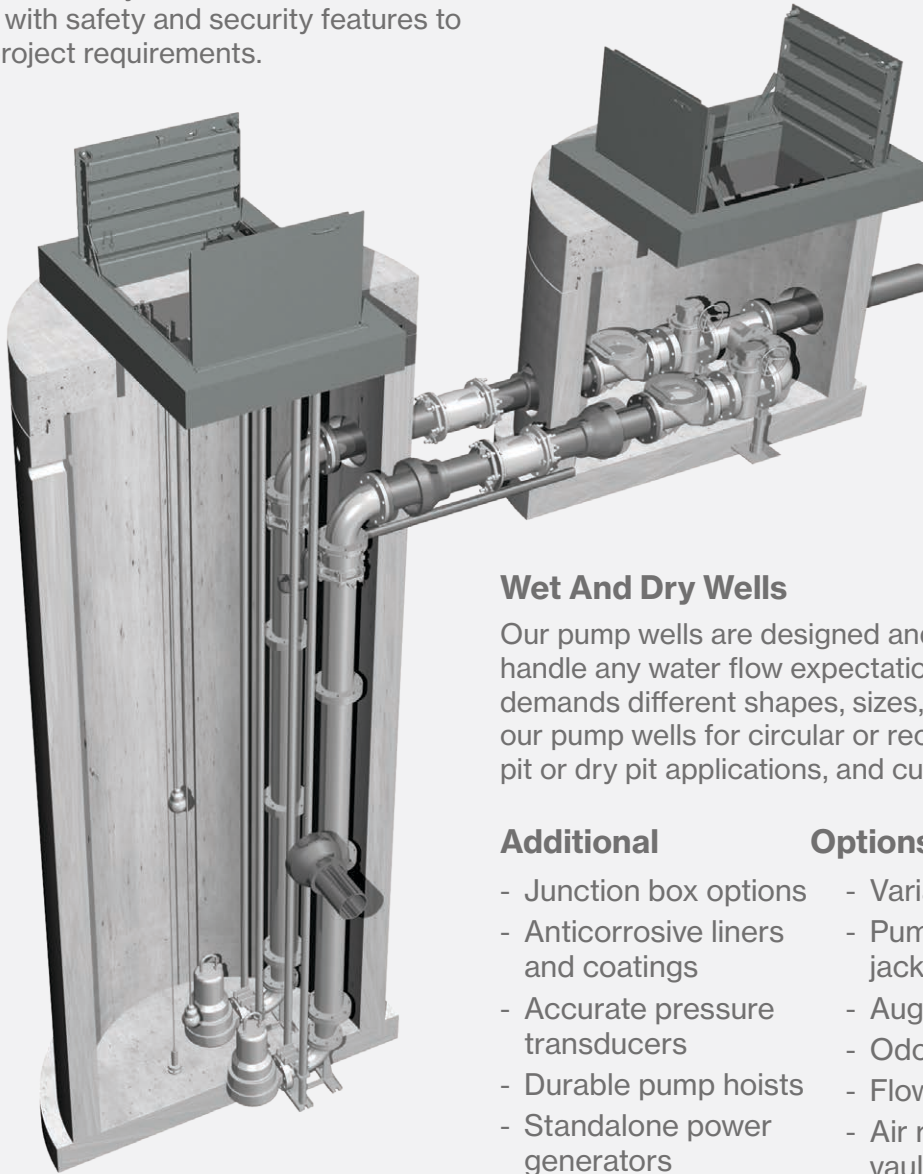
Single Source Pump Stations

Access Hatches

Jensen customized access hatches allow for fast and easy removal of pump station components for upgrades and maintenance. Our hatches are sized to ensure proper clearance of pumps and come fit with nut rails for seamless connection to the lift out guide rail system. All our hatches can be outfitted with safety and security features to meet your project requirements.

Valve Vaults

Our valve vaults are available in round, rectangular, and square standard sizes. We partner with top manufacturers for valves and flow meters. Our packages come with all of the piping, valves, and appurtenances for lift station assembly.



Wet And Dry Wells

Our pump wells are designed and manufactured to handle any water flow expectation. When your project demands different shapes, sizes, and conditions, request our pump wells for circular or rectangular structures, wet pit or dry pit applications, and custom solutions.

Additional

- Junction box options
- Anticorrosive liners and coatings
- Accurate pressure transducers
- Durable pump hoists
- Standalone power generators

Options

- Variable frequency drives
- Pump coatings and jackets
- Augers and macerators
- Odor control systems
- Flow measuring meters
- Air release/vacuum vaults

Series	148g	248s	248	360	472	496	6120
Discharge	1.25"	2"	2"	3"	4"	4" x 6"	6" x 8"
Inflow	±5-40 gpm	±5-50 gpm	±30-90 gpm	±90-180 gpm	±180-300 gpm	±300-500 gpm	±500-800 gpm
Manhole	48"	48"	48"	60"	72"	96"	120"
Custom	Typical inflow rates displayed. Rates available from ±5-5000 gpm.						

Pumps

Submersible, nonclogging, and built to last, we use only the highest quality pumps for your projects. Whether you run a fast food restaurant or engineer stormwater solutions, our pumps keep everything running smoothly. Ask one of our engineers to walk you through our solution to your project needs.



Control Panels

We offer custom or standard control panels to meet your exact requirements. Each control panel comes with detailed wiring diagrams and installation and operating instructions.




Design Resources

Our complimentary design packages include:

- ✓ Complete design and system integration services
- ✓ Site specific operating and lifecycle cost comparisons
- ✓ Flow and head calculations
- ✓ Project specific drawings
- ✓ Pump selection analysis and system curve

Grinder Vaults

Ideal for offices, schools, hospitals, apartments, condominiums, and other small communities, our package grinder vaults solve applications for solid waste. We offer standalone units or integrated with pump equipment. Headworks applications with augers and screening systems are also available.



Take the next step.

Talk to a Jensen pump station expert to find the best solution for your project.

Contact Us

Connect with our team to discuss your project needs and get expert guidance.

Request a Lunch & Learn

Schedule an educational session for your team on detention, treatment, and biofiltration solutions.

Contact Information



Phone: (775) 352-2700

Email: info@jenseninfrastructure.com

Web: jenseninfrastructure.com

About Jensen Infrastructure

Jensen Infrastructure is a second-generation, family-run business that's been helping build America's infrastructure since 1968. We bring deep engineering expertise, multi-material capabilities, and personal support to every project – so you get the right solution delivered by a team that stands behind it.

Infrastructure
JENSEN